

# Outdoor Wall Lamps

The outdoor wall lamp has good waterproof performance, mostly closed structure, which prevents the erosion of outdoor rain on the lamp and can extend the service life of the lamp.

## DESCRIPTIONS



A1

A2

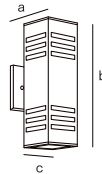
A3

## SPECIFICATIONS


Ordering Model	Watt	Material	VOLTAGE	COLOR
QK-WL-A1	E26 max.60WX2	Aluminum+Glass diffuser	100-240V-50/60Hz	● ○ ● ●
QK-WL-A2	E26 max.60WX2	Aluminum+Glass diffuser	100-240V-50/60Hz	
QK-WL-A3	E26 max.60WX2	Aluminum+Glass diffuser	100-240V-50/60Hz	

## DIMENSIONS

Ordering Model	Light		
	Length (a)	Height (b)	Width (c)
QK-WL-A1	127/135mm	280/330mm	90/100mm
QK-WL-A2	127/135mm	280/330mm	90/100mm
QK-WL-A3	127/135mm	280/330mm	90/100mm



## DESCRIPTIONS



S-B1

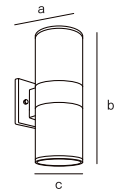
D-B2

## SPECIFICATIONS


Ordering Model	Watt	Material	VOLTAGE	COLOR
QK-WL-S-B1	E26 max.60WX1	Aluminum+Glass diffuser	100-240V-50/60Hz	● ○ ● ●
QK-WL-D-B2	E26 max.60WX2	Aluminum+Glass diffuser	100-240V-50/60Hz	

## DIMENSIONS

Ordering Model	Light		
	Length (a)	Height (b)	Width (c)
QK-WL-S-B1	175mm	200mm	108mm
QK-WL-D-B2	175mm	300mm	108mm



DESCRIPTIONS



C1

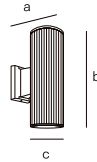
C2

SPECIFICATIONS

Ordering Model	Watt	Material	VOLTAGE	COLOR
QK-WL-C1	E26 max.60WX1	Aluminum+Glass diffuser	100-240V-50/60Hz	● ○ ● ●
QK-WL-C2	E26 max.60WX2	Aluminum+Glass diffuser	100-240V-50/60Hz	

DIMENSIONS

Ordering Model	Light		
	Length (a)	Height (b)	Width (c)
QK-WL-C1	155/175mm	160/230mm	90/108mm
QK-WL-C2	155/175mm	260/300mm	90/108mm



DESCRIPTIONS



D1

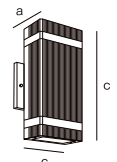
D2

SPECIFICATIONS


Ordering Model	Watt	Material	VOLTAGE	COLOR
QK-WL-D1	Gu10 max.35WX1	Aluminum+Glass diffuser	100-240V-50/60Hz	● ○ ● ●
QK-WL-D2	Gu10 max.35WX2	Aluminum+Glass diffuser	100-240V-50/60Hz	

DIMENSIONS

Ordering Model	Light		
	Length (a)	Height (b)	Width (c)
QK-WL-D1	105mm	160mm	110mm
QK-WL-D2	105mm	230mm	110mm



DESCRIPTIONS



E1

E2

SPECIFICATIONS

Ordering Model	Watt	Material	VOLTAGE	COLOR
QK-WL-E1	Gu10 max.35WX2	Aluminum+Glass diffuser	100-240V-50/60Hz	● ○ ● ●
QK-WL-E2	Gu10 max.35WX2	Aluminum+Glass diffuser	100-240V-50/60Hz	

DIMENSIONS

Ordering Model	Light		
	Length (a)	Height (b)	Width (c)
QK-WL-E1	105mm	303mm	110mm
QK-WL-E2	105mm	340mm	110mm

